

# GAS MARKET INSIGHTS

Q2FY24

## Key Highlights

262% ↑

**19.47 Mn MMBTU**  
traded volume in  
Q2FY24



**5.37 Mn MMBTU**  
in Q2FY23

51% ↓

**223 no.** of total trades  
in Q2FY24



**453 no.**  
in Q2FY23

Total Trade Value in Q2 FY24

INR **1,729 crore**

## Key Highlights

+3

**3 new members** registered in Q2FY24.  
**Total 43 registered members** at end of Q2FY24.

+1

**1 new client** registered in Q2FY24.  
**Total 197** registered clients at end of Q2FY24.



Trades covering participants across  
**GAIL, PIL, GSPL pipelines**

13%

**Free-market gas volumes** traded

87%

**Domestic  
gas volumes**  
traded

## Key Highlights

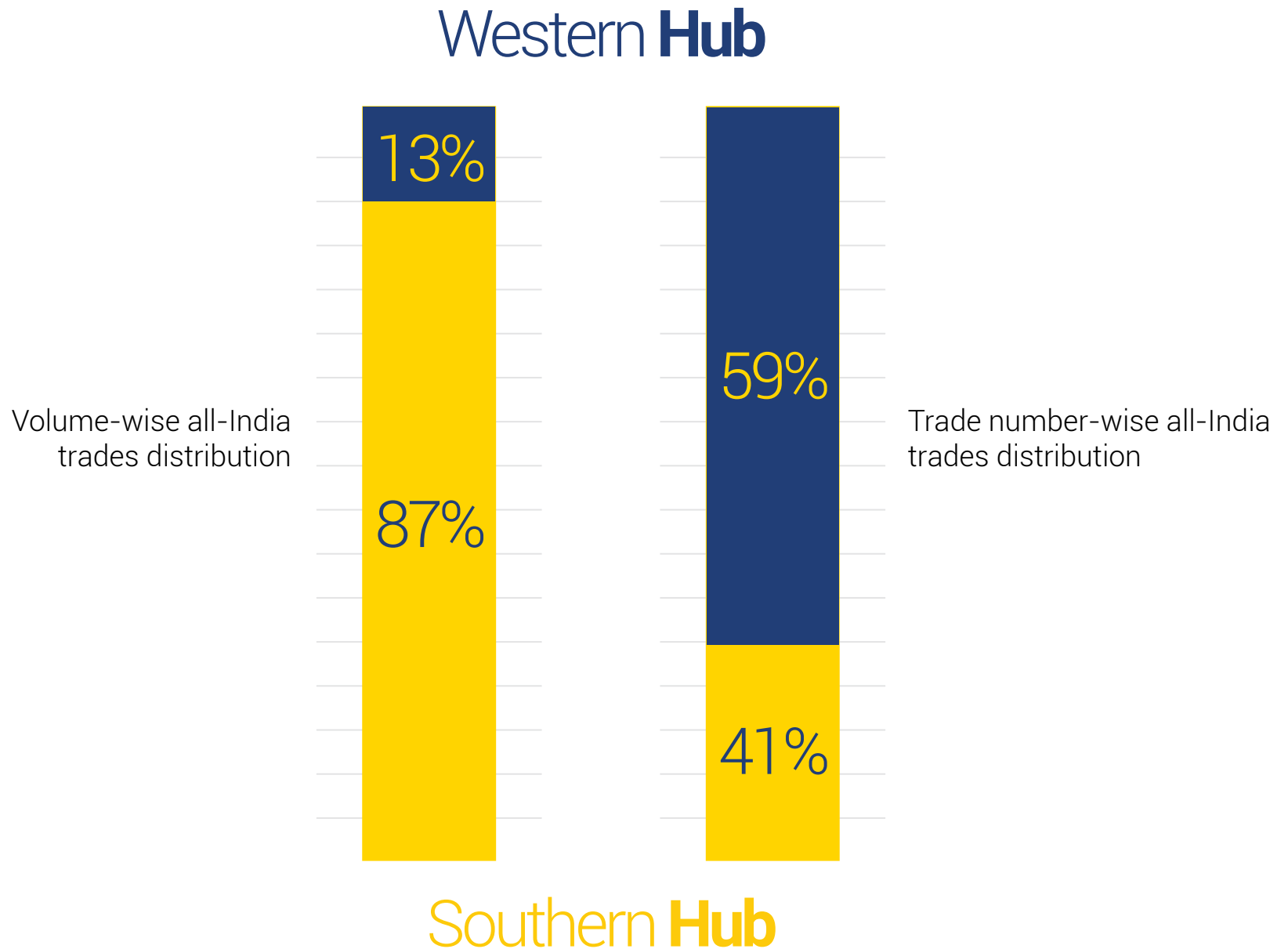
Record  
single-day trade  
**Q2FY24**

Highest single-day trade  
recorded on 18 August 2023 of  
**2.2 million MMBtu**

Record trade  
in a month  
**Q2FY24**

Highest trade in a month  
recorded in August 2023 of  
**11.4 million MMBtu**

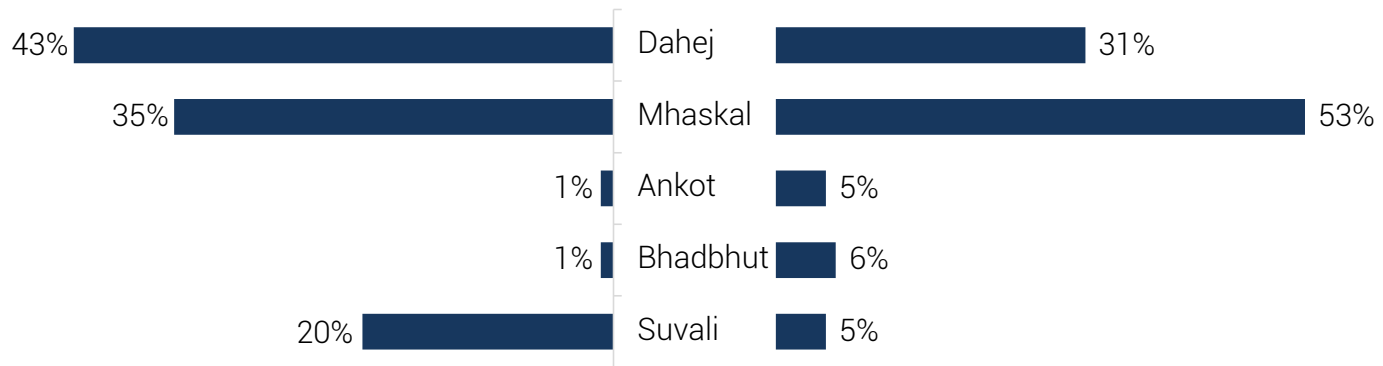
## All-India Trades **Distribution**



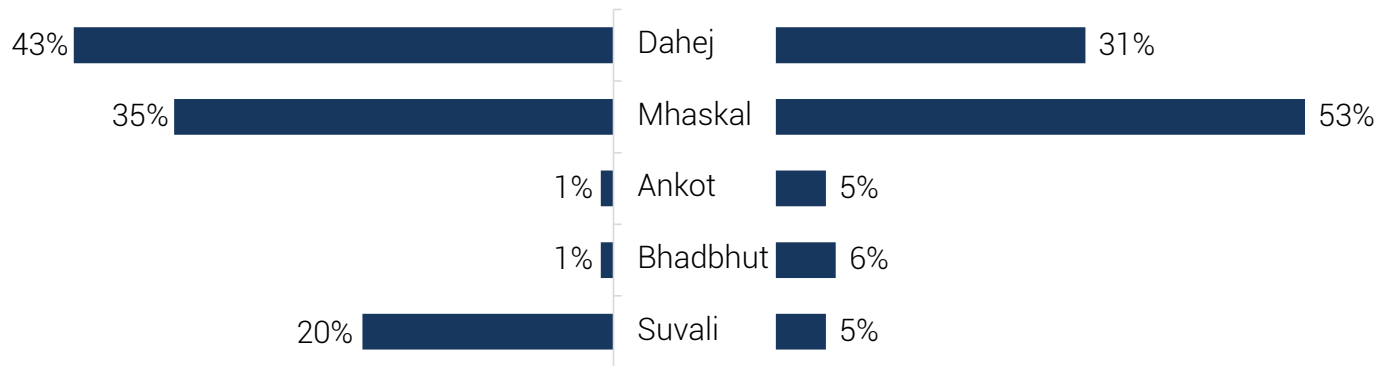
Of the six regional hubs (Western, Southern, Eastern, Central, Northern and North-Eastern), western and southern hubs have been active this quarter

## Western-hub Trades **Distribution**

### Volume-wise



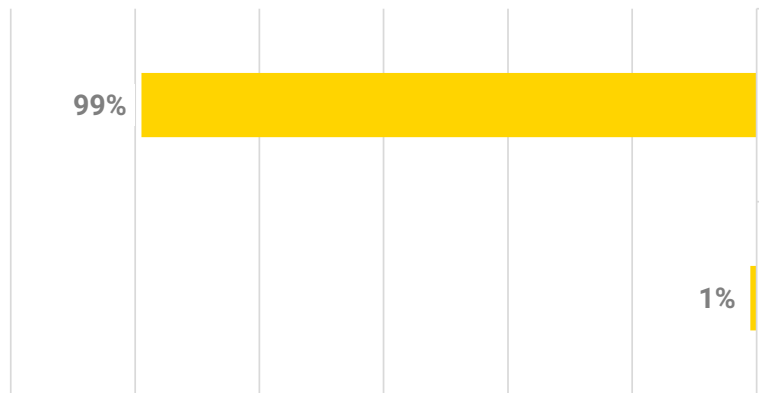
### Number-wise




Within the western hub most trades (in terms of volume) were witnessed at Dahej delivery point followed by **Mhaskal, Suvali, Ankot and Bhadbhut** (in that order).

## Southern-hub Trades **Distribution**

### Volume-wise



### Number-wise



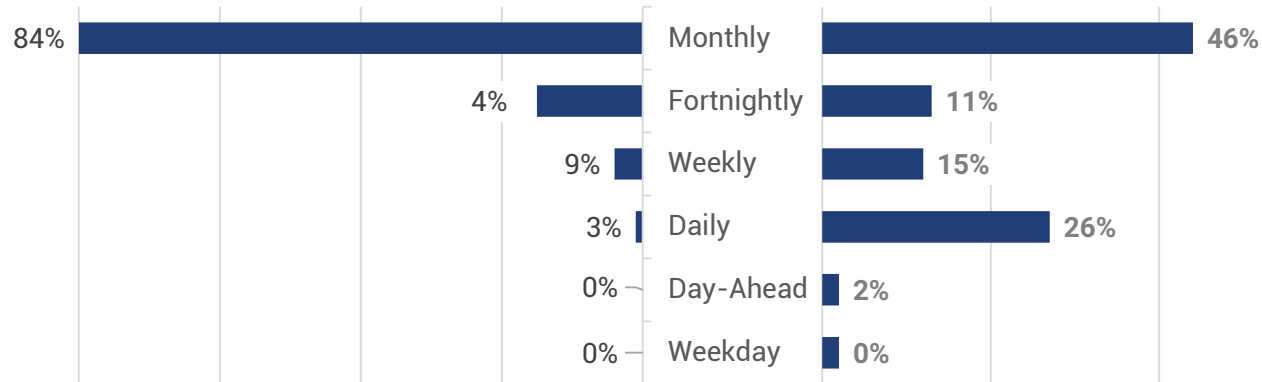
---

**At the southern hub 99% of the trades (both in volumes and numbers) were witnessed at Gadimoga delivery point and the rest at KG Basin delivery point.**

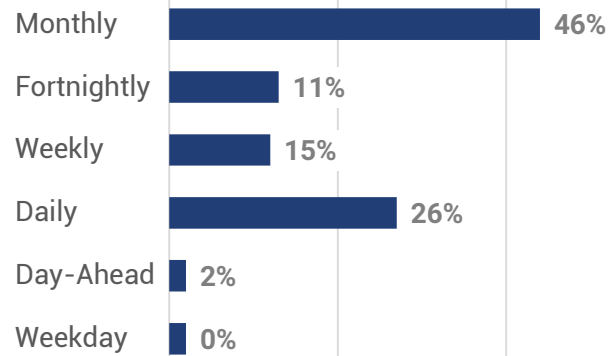
---

## Contract-type wise trades **Distribution** (All-India)

### Volume-wise

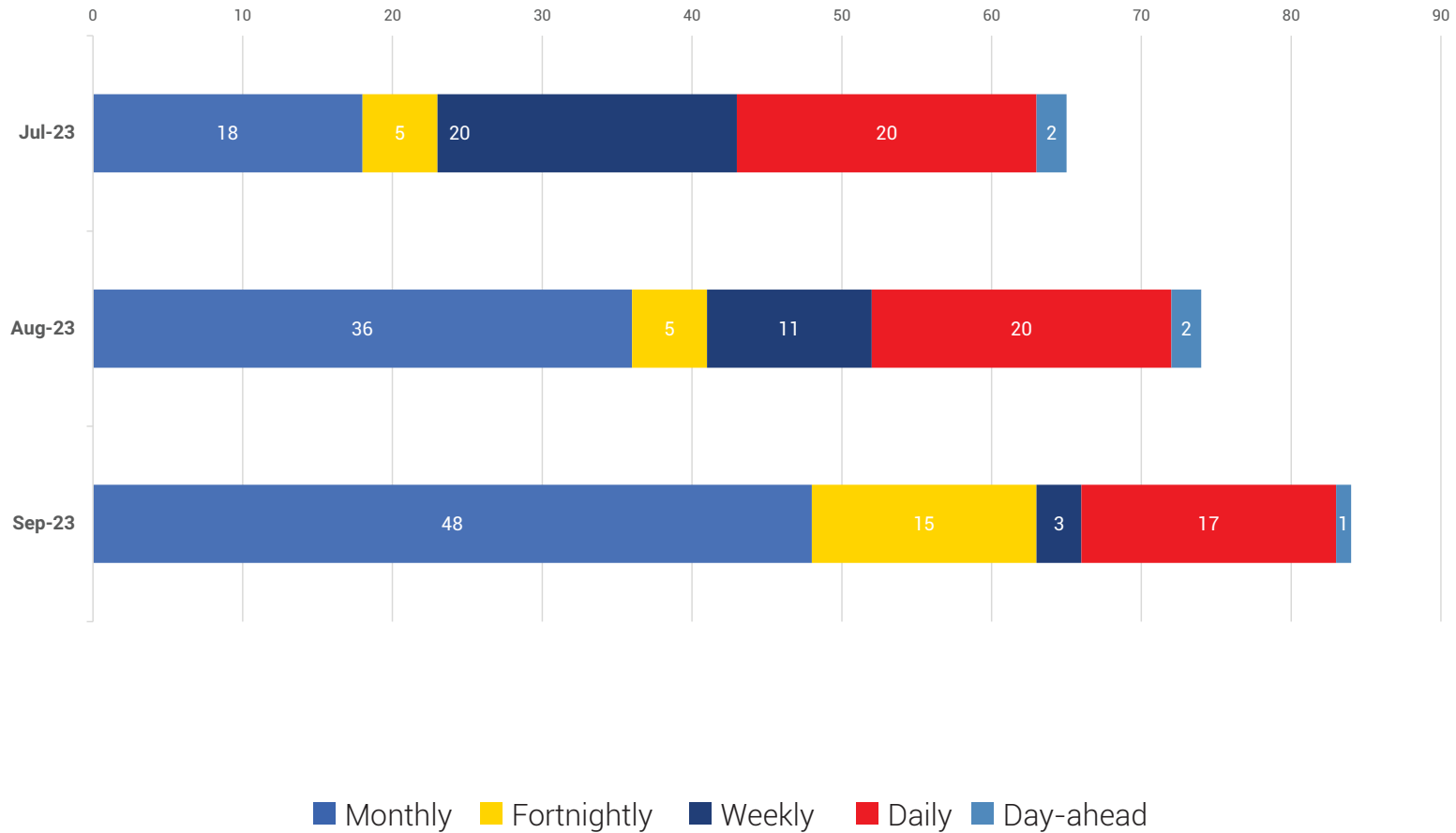


### Number-wise



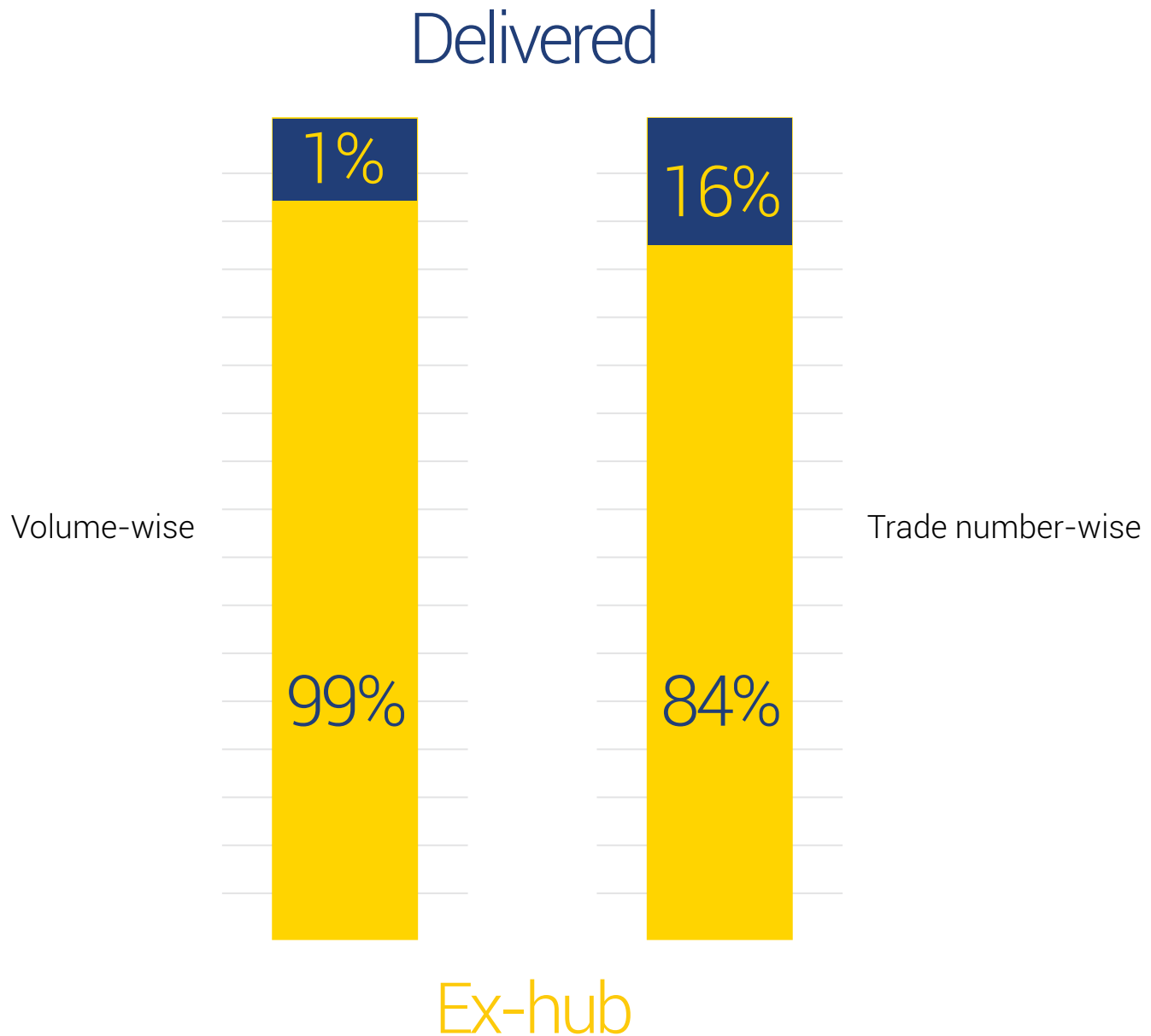
Of all the contracts, monthly contracts were most traded followed by **fortnightly, weekly, daily and day-ahead** (in that order).

## MoM trading trend by types of **contracts** (no.s)



Longer duration contracts (Monthly and fortnightly) were most preferred month over month

## Trades by **delivery types**



Between the types of deliveries, market participants opted for 'Ex-hub' type the most.



We look for your valuable feedback  
<https://forms.gle/5QNHGac5t5tPvML66>

## Connect with us

 +91-120-4648100     [info@igxindia.com](mailto:info@igxindia.com)     [www.igxindia.com](http://www.igxindia.com)

Follow us on

    [/IndianGasExchange](https://www.youtube.com/IndianGasExchange)

**Corporate Office**  
**Indian Gas Exchange**

Plot No. C-001/A/1,  
6th Floor, Office-D,  
Max Towers,  
Sector 16B, Noida,  
Gautam Buddha Nagar,  
Uttar Pradesh – 201301

**Registered Office**

First Floor, Unit No. 1.14(b),  
Avanta Business Centre,  
Southern Park, D-2,  
District Centre, Saket,  
New Delhi – 110017