

GAS MARKET INSIGHTS

Year-End **FY 2026**

Key Highlights in FY 26

27.95% ↑

76.79 Mn MMBTU
traded volume in
FY26

Vs

60.01 Mn MMBTU
traded volume in
FY25

13.71% ↑

1924 total number
of trades in FY26

Vs

1692 total number
of trades in FY25

Total trade value in FY26

INR **7,182 crore**

Average trade value in FY26

INR **3.73 crore**

Key Highlights in FY 26

+5

5 new members registered in FY26.
Total 54 registered members at end of FY26.

+5

5 new clients registered in FY26.
Total 310 registered clients at end of FY26.

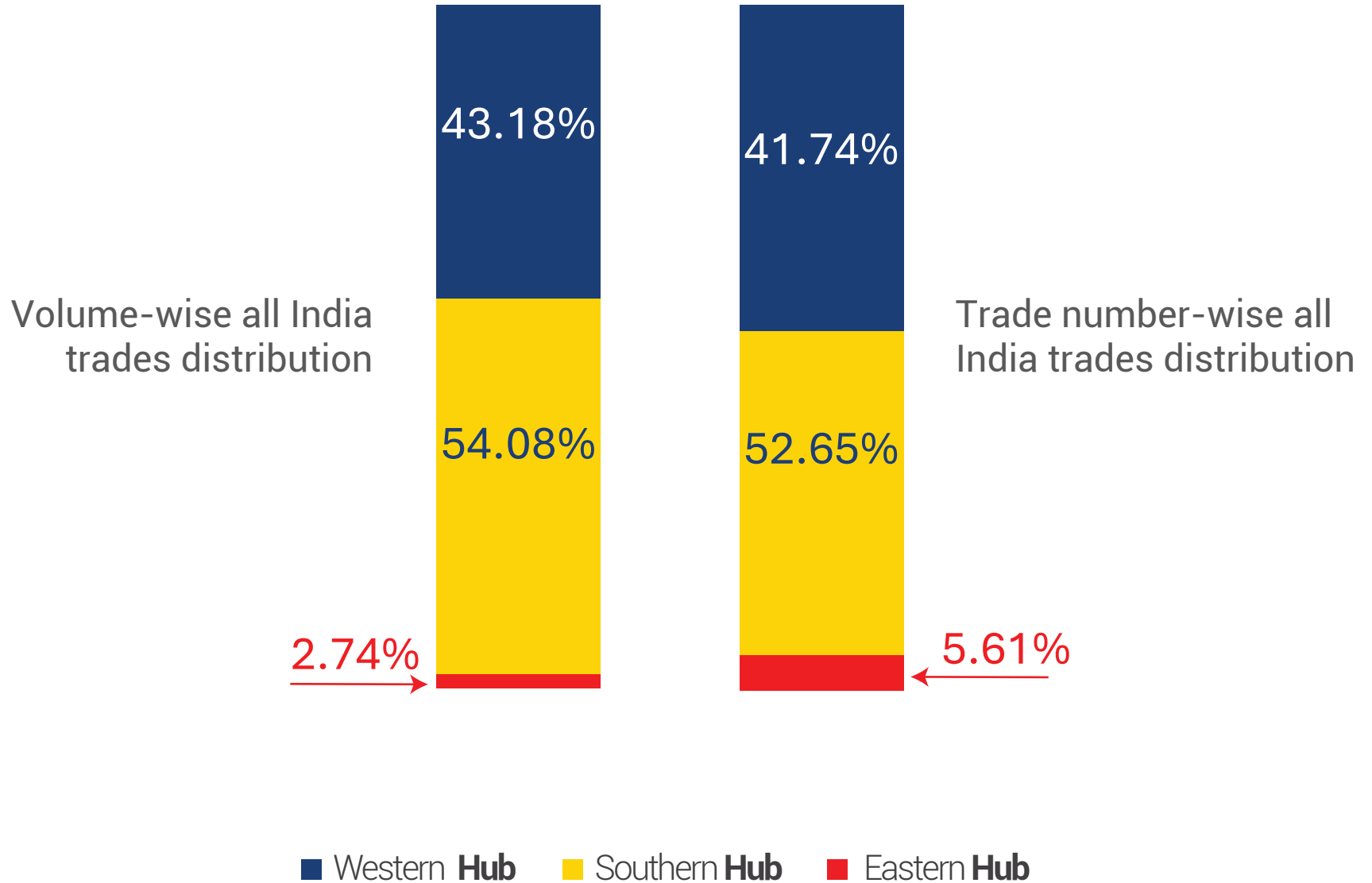
53.28%

**Domestic gas(HPHT)
volumes traded
(40.91 Mn MMBTU) in FY26**

46.72%

**Free Market volumes
traded (35.87 Mn
MMBTU) in FY26**

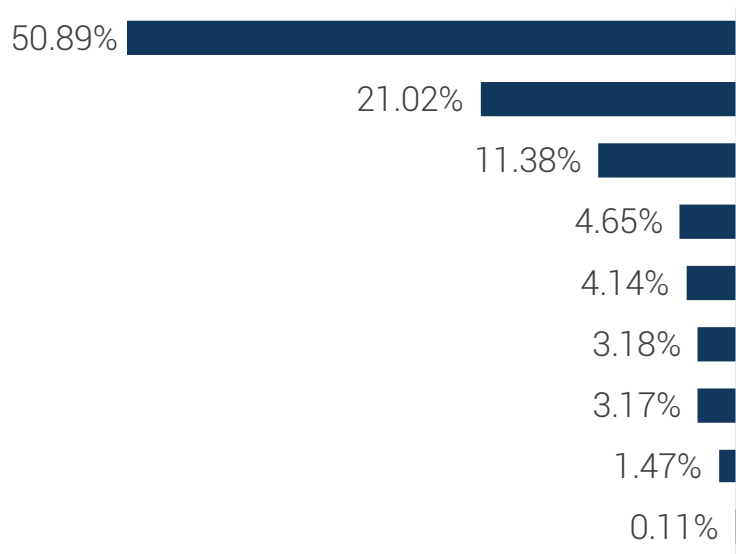
All-India Trades **Distribution in FY 26**



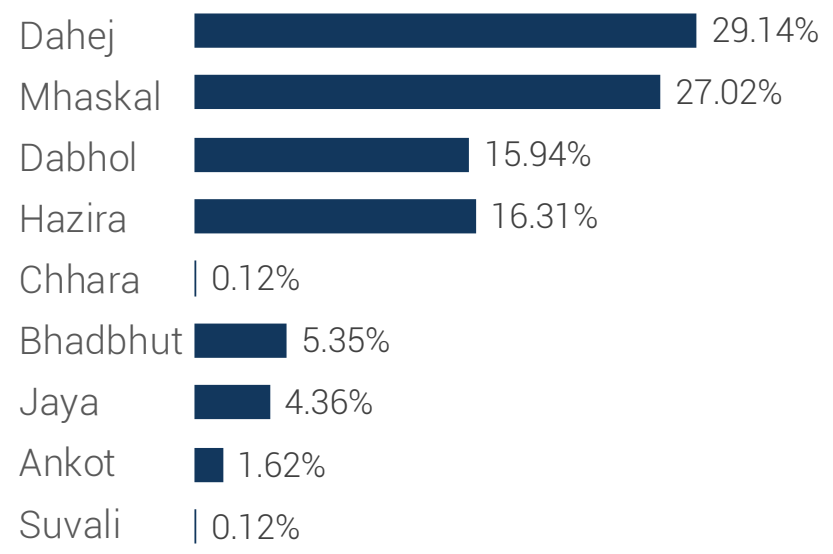
The Western, Southern, Eastern, Northern, and Central hubs have been active in FY26, while the North-Eastern hub has not been active in FY26.

Western-hub Trades **Distribution**

Volume-wise

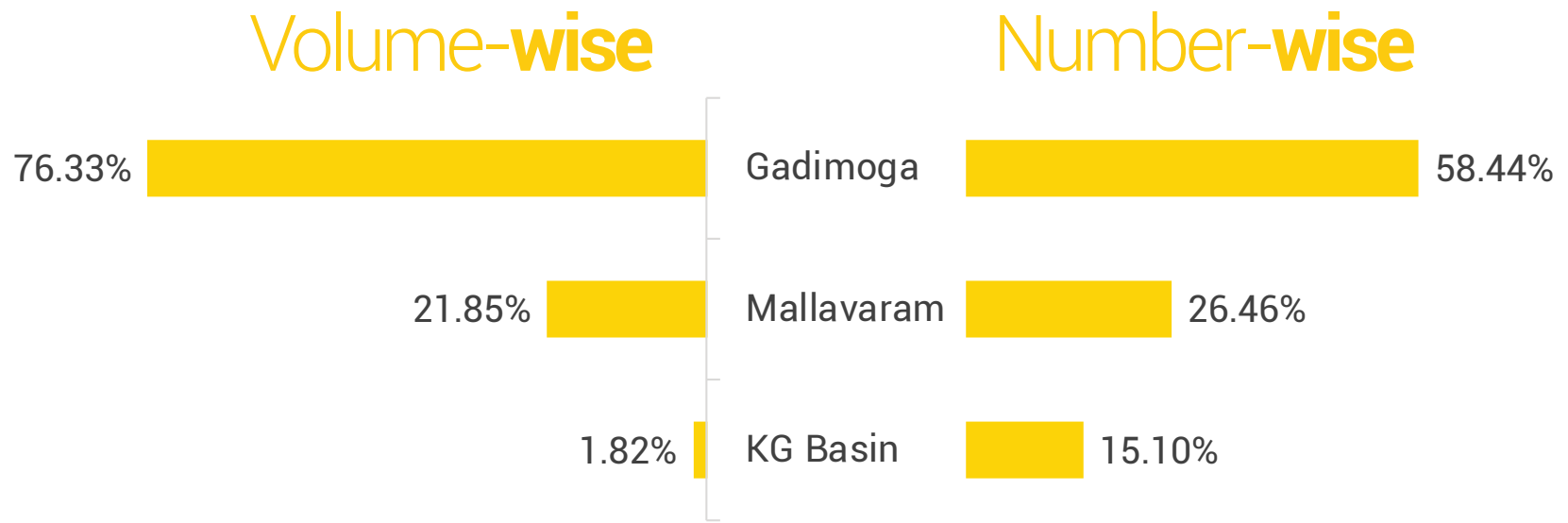


Number-wise



Within the Western hub, majority of trades (in terms of volume) were observed at **Dahej** delivery point followed by Mhaskal, Dabhol, Hazira, Chhara, Bhadbhut, Jaya, Ankot and Suvali (in that order) in FY 26.

Southern-hub Trades **Distribution in FY 26**



At the Southern hub, > more than 76.33% of the trades (in terms of volume) occurred at the Gadimoga delivery point, with the remaining trades taking place at the Mallavaram and KG Basin delivery points (in that order) in FY 26.

Eastern-hub Trades **Distribution in FY 26**

Volume-wise

Number-wise

100.0%



Bokaro

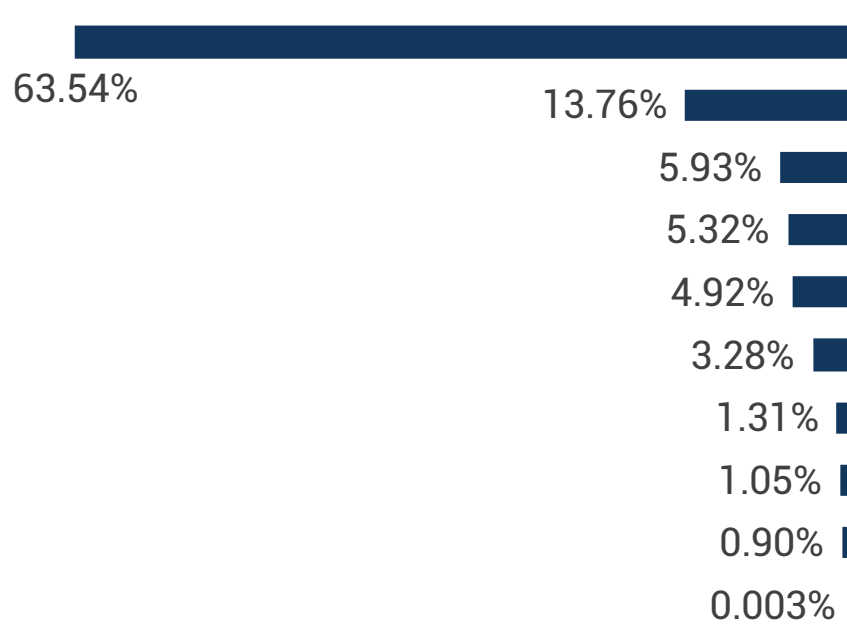


100.0%

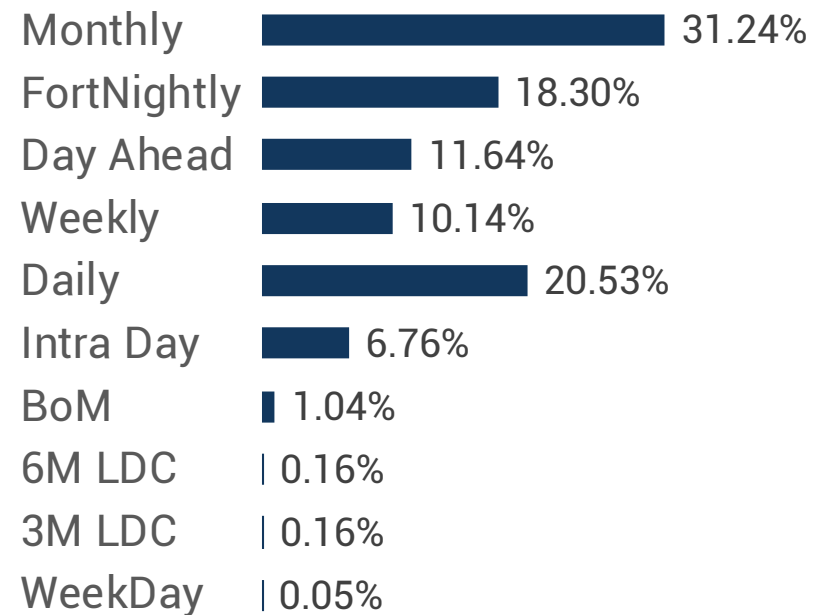
Within the eastern hub, all the trades (in terms of volume) were observed at **Bokaro** delivery point in FY 26.

Contract-type-wise Trades **Distribution** (All-India) **in FY 26**

Volume-wise

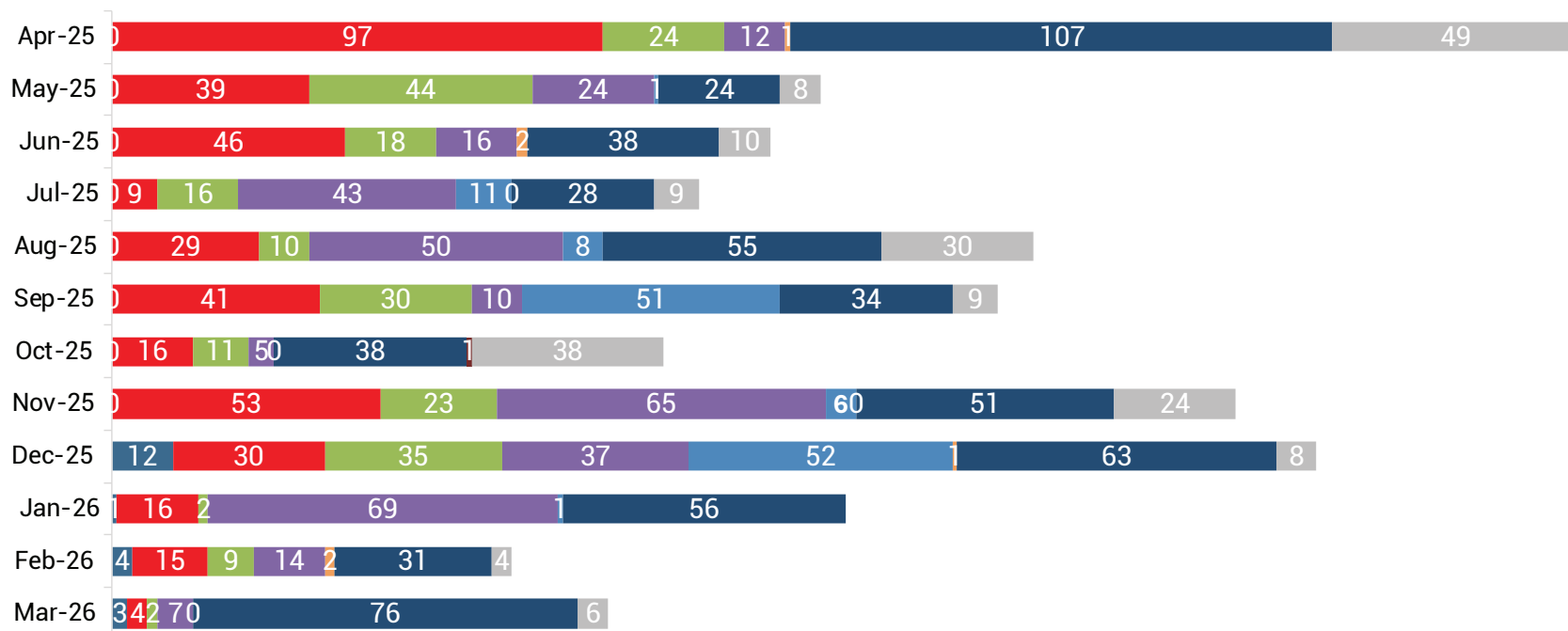


Number-wise



Among all the contracts, **Monthly** contracts were the most traded, followed by Fortnightly, Day ahead, Weekly, Daily, Intraday, 6-Months, 3-Months and Weekday in FY 26

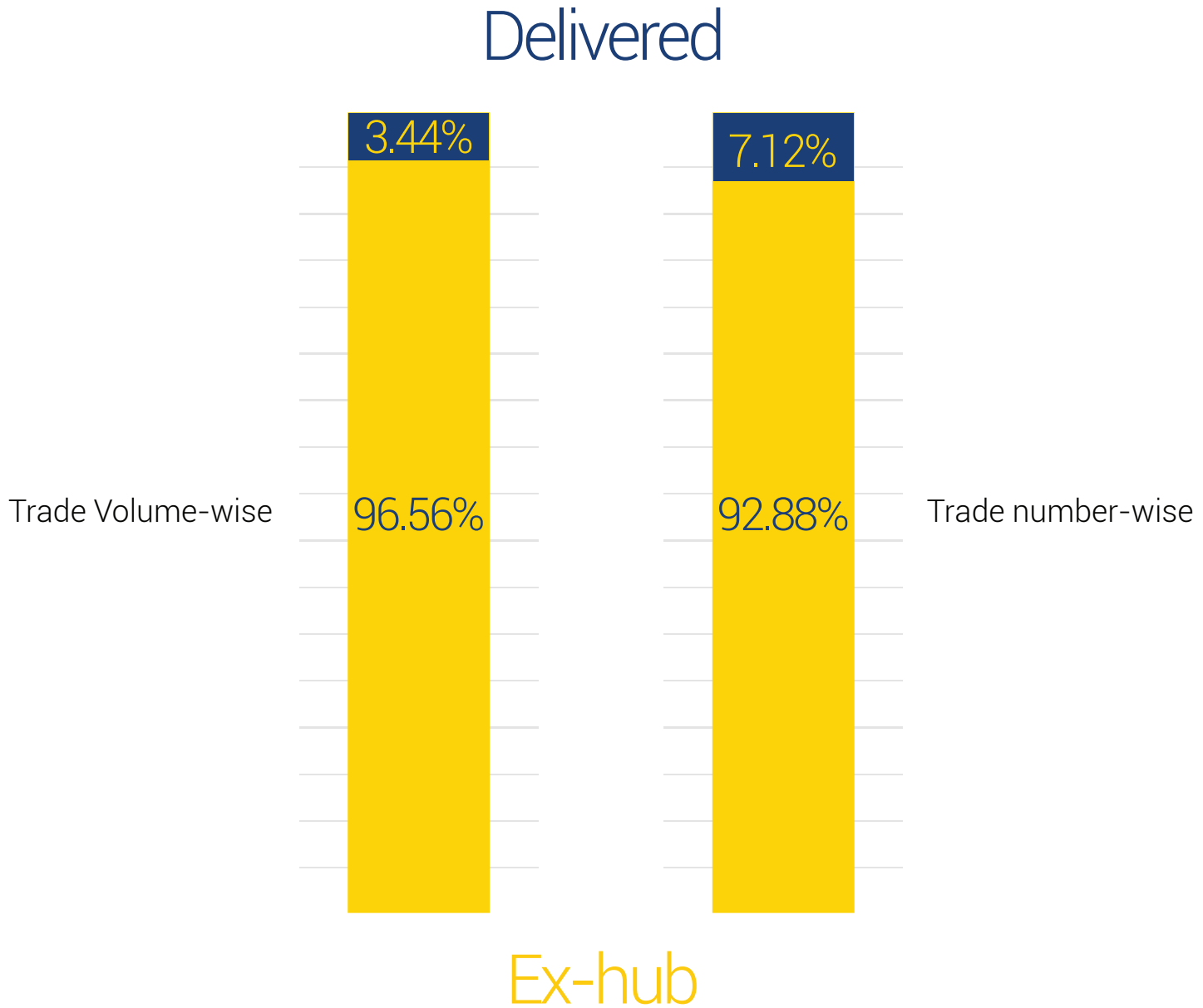
MoM trading trend by types of **Contracts** (in numbers) in FY 26



■ Balance of Month
 ■ Daily
 ■ Day Ahead
 ■ FortNightly
 ■ Intra Day
 ■ LDC
 ■ Monthly
 ■ WeekDay
 ■ Weekly

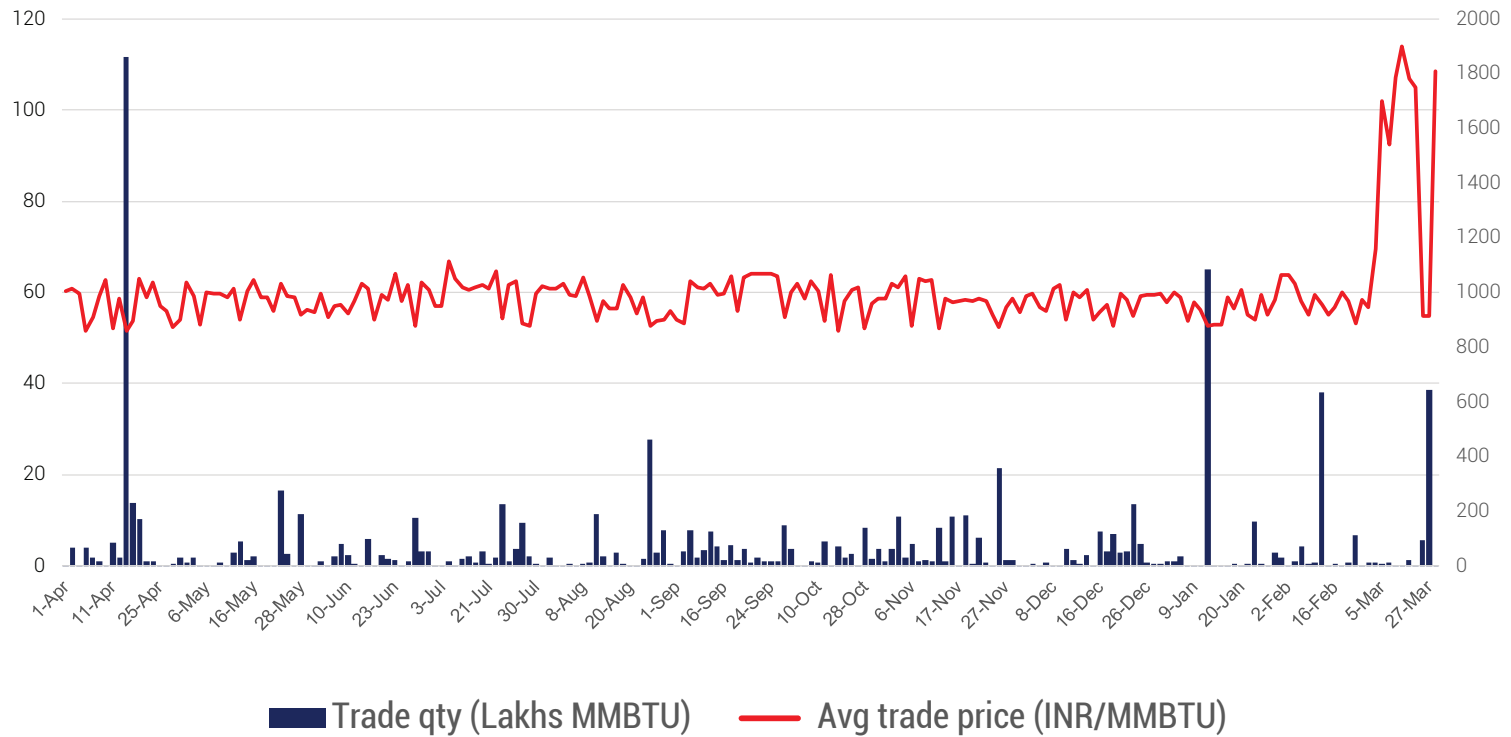
Monthly, Daily and Fortnightly contracts were most preferred month over month in FY 26

Trades by Delivery Types in FY 26



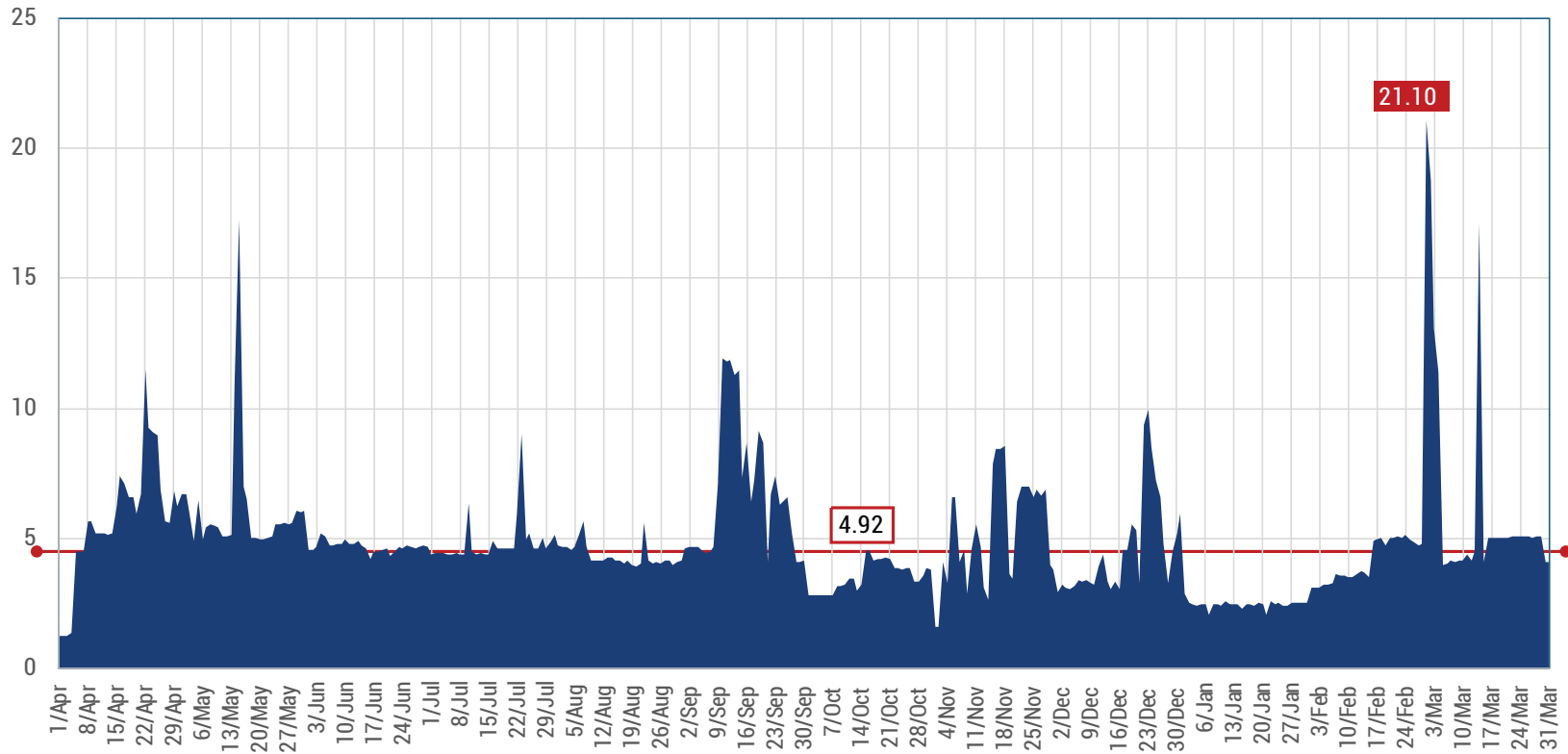
Market participants predominantly opted for 'Ex-hub' type deliveries in FY26

Trade Volume vs Price Trend in FY 26



Trade price averaged(weighted) at around **INR 931/MMBTU (~\$9.97/MMBTU)** in the FY26
 Exchange rate - INR / 1 USD: 93.36 <https://rbi.org.in/Home.aspx/>

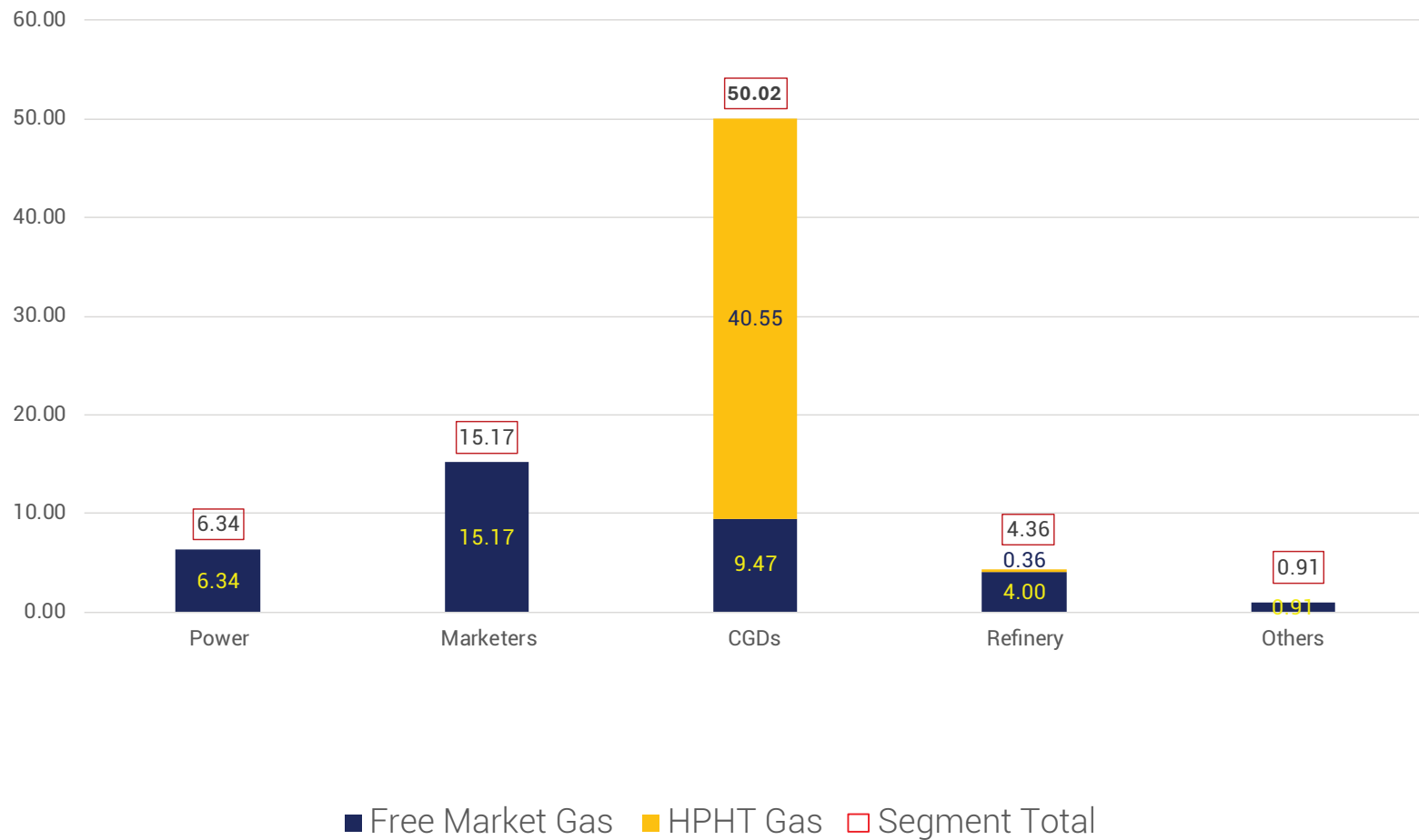
Volumes (MMSCMD) **Trend** (Delivery day-wise) in FY 26



Yearly average

*Data is on each delivery-day basis

Buyer segment-wise and gas-type wise split (Mn MMBTU) in FY 26



CGDs, Marketers and Power plants were the primary buyers, accounting for **93.15%** of the total volumes traded in FY26

FY2026 Spotlight

IGX traded its highest-ever annual gas volume of 76.8 Mn MMBtu in FY26, up 28% YoY from FY 25.

National Stock Exchange of India(NSE) has received approval from Securities and Exchange Board of India(SEBI) to launch natural gas derivatives based on Indian Gas Exchange prices (GIXI). It is a step towards linking physical gas trading with financial markets and strengthens GIXI as a reliable price benchmark.

IGX selected as finalist under 2 categories at the Platts Global Energy Awards 2025 & IGX is recognized at the FELAS (Future Energy Leaders Award Show) Award 2026 under category "Technovators – Natural Gas" – March 2025.

Partnerships

- **IGX & PRISMA European Capacity Platform GmbH** signed MoU to explore opportunities in area of knowledge sharing and building platforms for capacity booking and/or trading.
- **IGX & HPCL (IEW 2026) signed** MoU to explore collaboration on potential business opportunities in energy sector.

Introduced **Balance of Month contracts in November 2025** to provide participants with enhanced flexibility for managing intra month gas requirements.

IGX Academy launched its first **IGX Certification Course (ICC)**. Gateway to gas market expertise. **Register at** <https://academy.igxindia.com>

Launched the **IGX Mobile App**, providing market participants with easy, on-the-go access to gas markets, enabling faster decision-making and convenience in trading and market monitoring. **Scan to Download Now :**



We look for your valuable feedback
<https://forms.gle/5QNHGac5t5tPvML66>

Connect with us



+91-120-4648100



@ info@igxindia.com



www.igxindia.com

Follow us on



[/IndianGasExchange](https://www.youtube.com/IndianGasExchange)

Corporate Office Indian Gas Exchange

Plot No. C-001/A/1,
6th Floor, Office-D,
Max Towers,
Sector 16B, Noida,
Gautam Buddha Nagar,
Uttar Pradesh – 201301

Registered Office

First Floor, Unit No. 1.14(b),
Avanta Business Centre,
Southern Park, D-2,
District Centre, Saket,
New Delhi – 110017