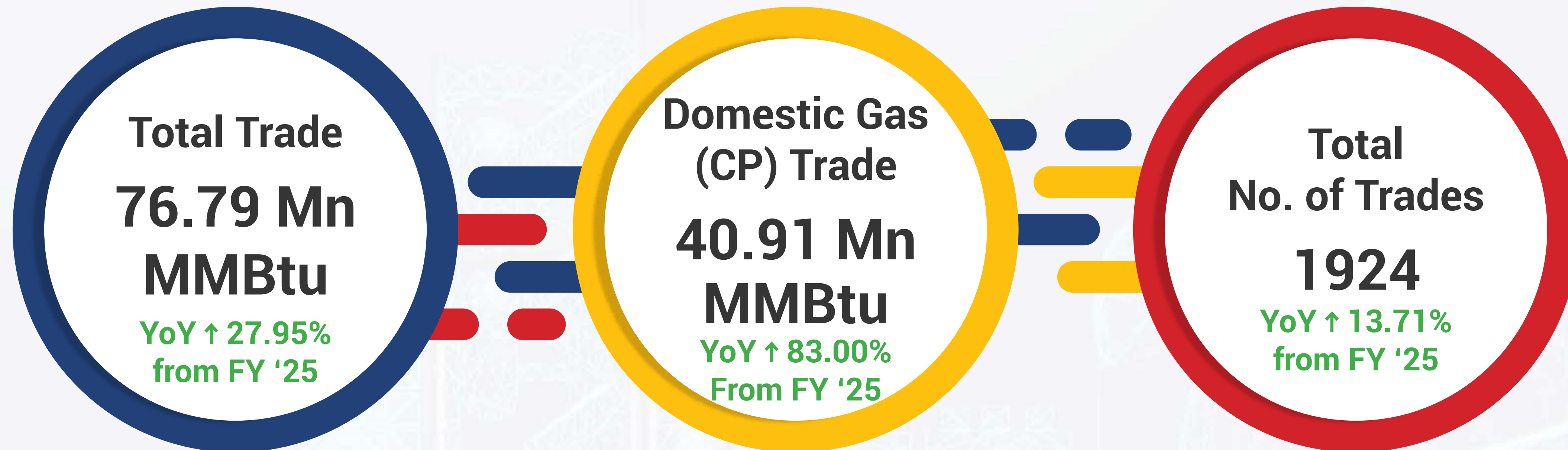


# GAS CONNECT

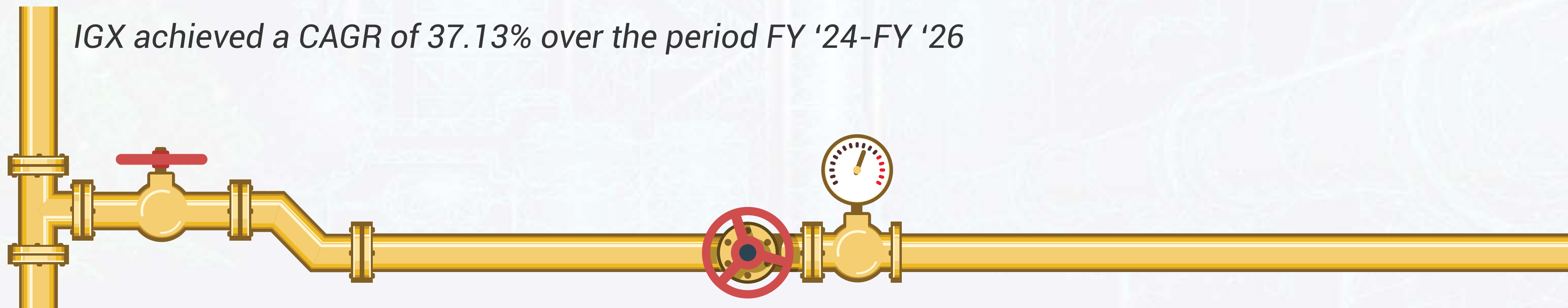
A P R I L 2 0 2 6



# TRADE HIGHLIGHTS FY '26



*IGX achieved a CAGR of 37.13% over the period FY '24-FY '26*



# TRADE HIGHLIGHTS MARCH '26

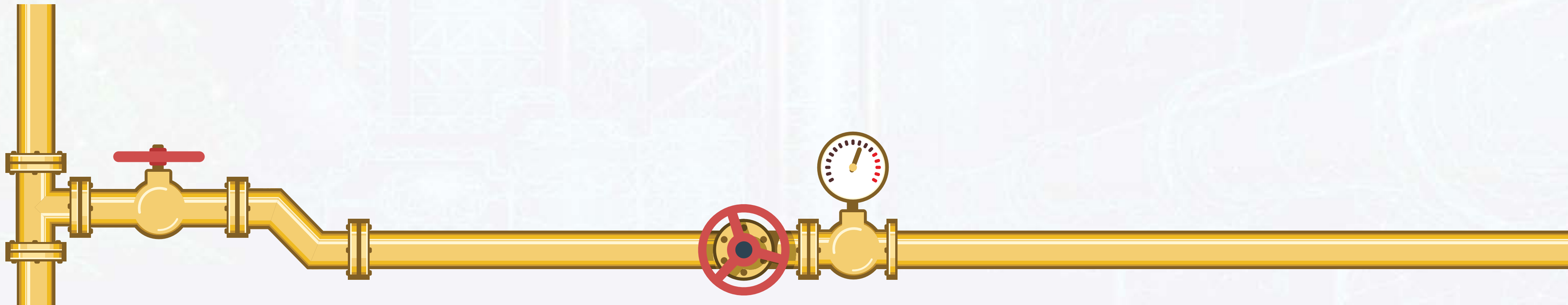
**GIXI**  
**₹998/\$10.8**  
**per MMBtu**

**Mom ↑ 60%**  
**YoY ↓ 17.79%**

**Total Trade**  
**4.80 Mn**  
**MMBtu**

**Mom ↓ 11%**  
**YoY ↓ 8.27%**

**Total**  
**No. of Trades**  
**98**



# **PARTICIPANTS** TILL MARCH '26

Total Members

**54**

Total Clients

**310**

Active Clients

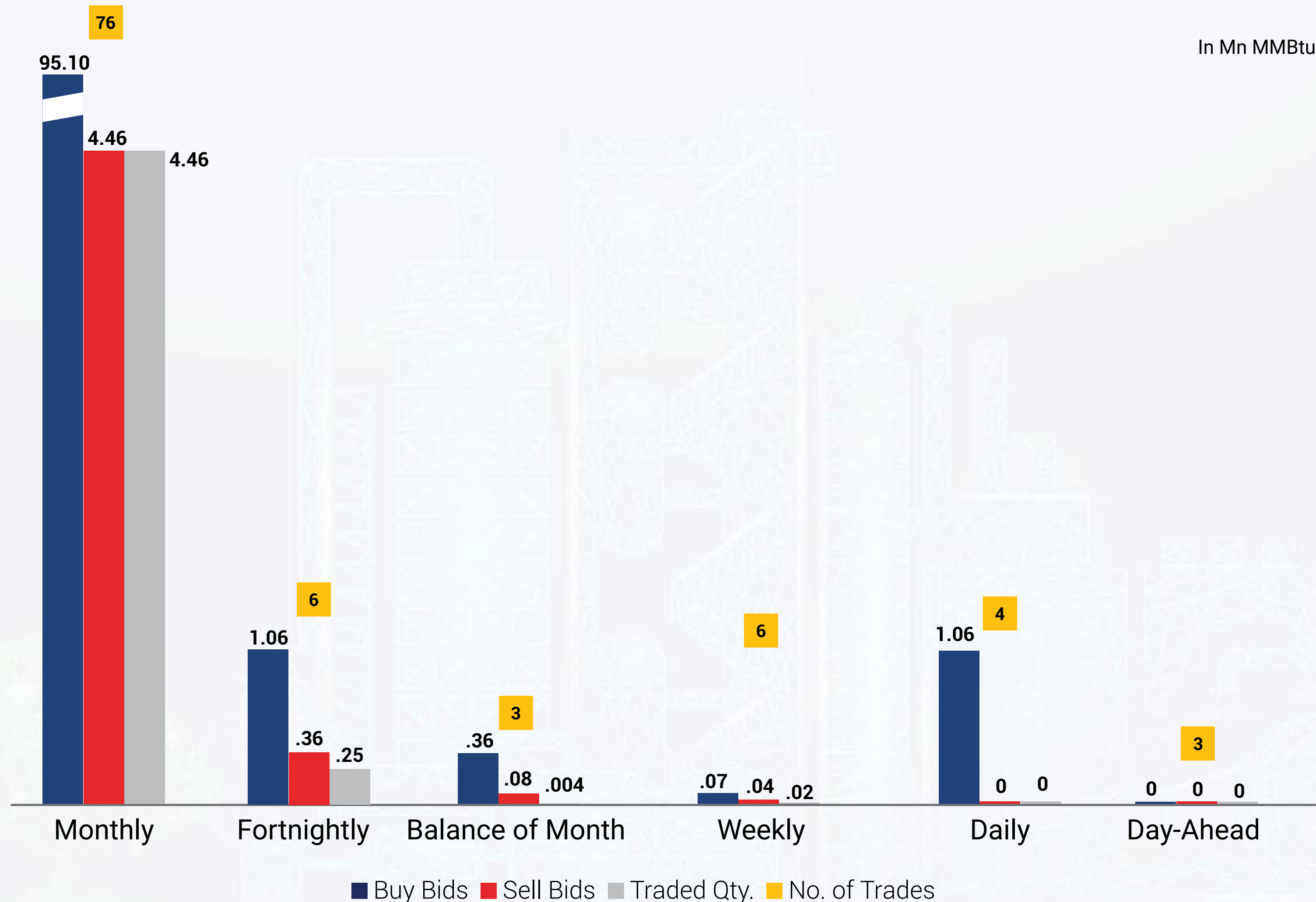
**177**



**New Member**

**HARYANA CITY GAS DISTRIBUTION (BHIWADI) LIMITED JOINED AS A PROPRIETARY MEMBER**

# CONTRACT-WISE TRADE – MARCH '26



During the month, 76 trades were executed in Monthly contracts, followed by 6 trades in Fortnightly & Weekly, 4 trades in Daily, 3 trades in BoM & 3 trades in Day-Ahead contracts.

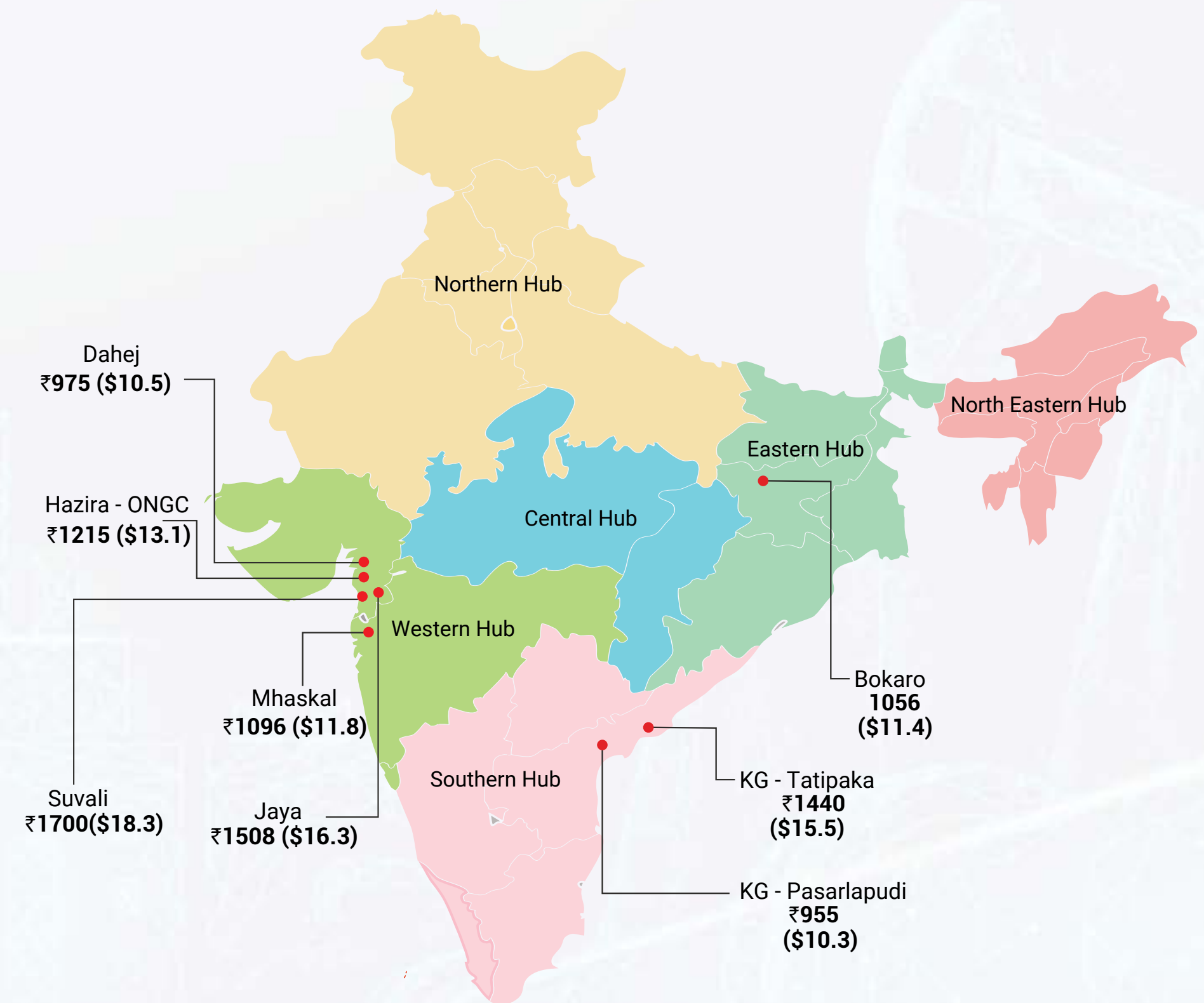
# DELIVERY POINT-WISE TRADE – MARCH '26



\*The graph show volume traded for March '26 Month Delivery & price in \$/MMBtu

# GIXI MARCH '26 – DELIVERY POINT-WISE

Hubs & Delivery Points	₹/MMBtu	\$/MMBtu
<b>Western</b>	<b>995</b>	<b>10.7</b>
Dahej	975	10.5
Hazira - ONGC	1215	13.1
Mhaskal	1096	11.8
Jaya	1508	16.3
Suvali	1700	18.3
<b>Southern</b>	<b>1246</b>	<b>13.4</b>
KG - Tatipaka	1440	15.5
KG - Pasarlapudi	955	10.3
<b>Eastern</b>	<b>1056</b>	<b>11.4</b>
Bokaro	1056	11.4
<b>All India</b>	<b>998</b>	<b>10.8</b>



Variation in delivery point-wise GIXI is indicative of tax arbitrage across States & Transmission tariffs

Price are volume weighted average excluding gas traded at ceiling price, LDC & ssLNG

# DELIVERY MONTH-WISE PRICE

## Trade Volume and Price



\*For delivered volumes both ceiling and non-ceiling volumes are considered and Prices Excluding Gas Traded at Ceiling Price, LDC & ssLNG

Exchange rate: INR / 1 USD: 93.3684 | <https://rbi.org.in/Home.aspx/>

# MARCH '26 DELIVERY TREND

In MMSCMD



Average delivery scheduled during the month was 7 MMSCMD

# GIXI TRENDS

## GIXI



The impact of the increase in spot prices is not reflected in GIXI, as the majority of trades were executed in Feb '26 for March delivery.

Source: IGX Market Intelligence

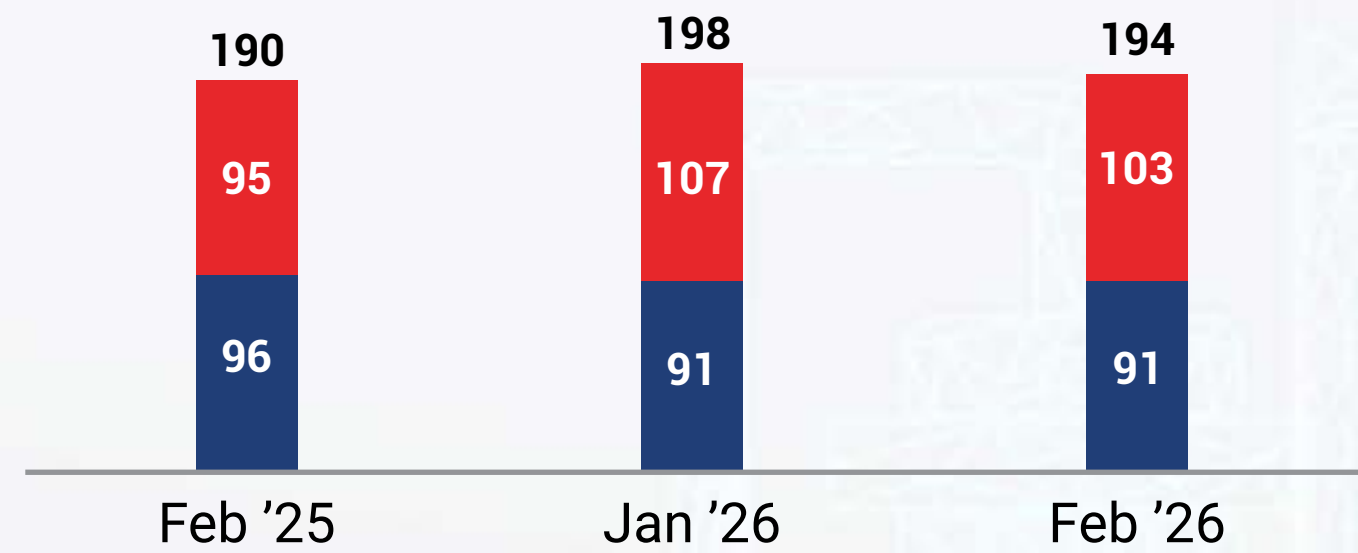
# NATIONAL NATURAL GAS CONSUMPTION TRENDS

(FEB '25 vs JAN '26 vs FEB '26) (IN MMSCMD)

## Natural Gas Consumption

In MMSCMD

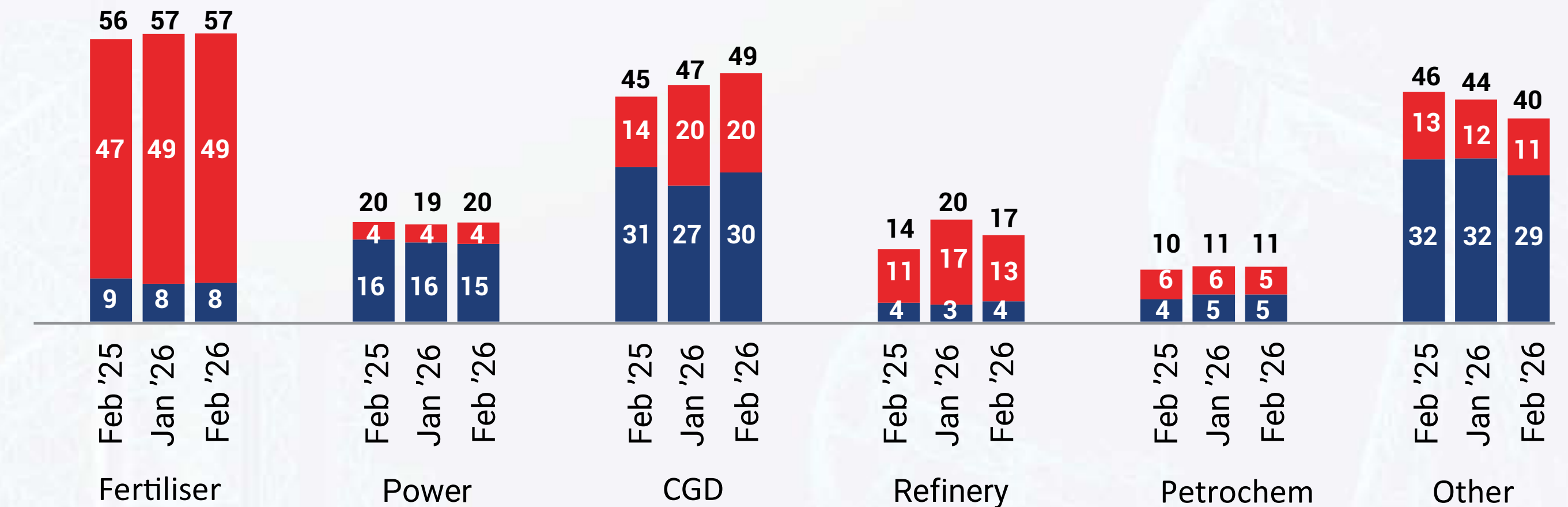
■ D-Gas ■ R-LNG



## Sector-wise Domestic & R-LNG Consumption

In MMSCMD

■ D-Gas ■ R-LNG



## CBM Production

In MMSCMD



## MoM Comparison:

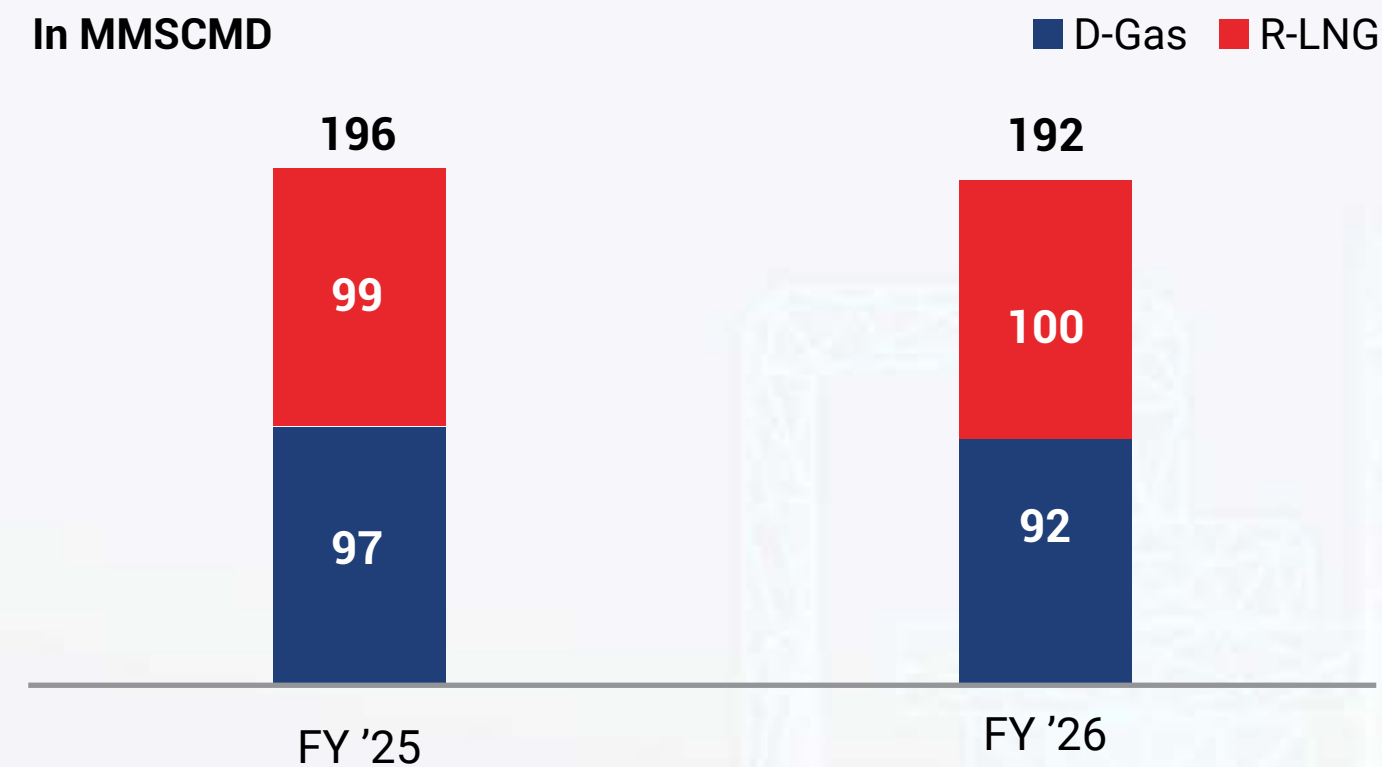
- Overall Gas Consumption up by 2% (194 MMSCMD)
- Domestic Gas Consumption down by 0.1% & R-LNG down by 3.8%
- Power sector consumption up by 2% (Domestic gas down by 1% & R-LNG up by 18%)
- CGD sector consumption up by 5% (Domestic gas up by 10% and R-LNG down by 2%)
- Refinery sector consumption down by 16% (Domestic gas up by 18% and R-LNG down by 22%)

Source: PPAC

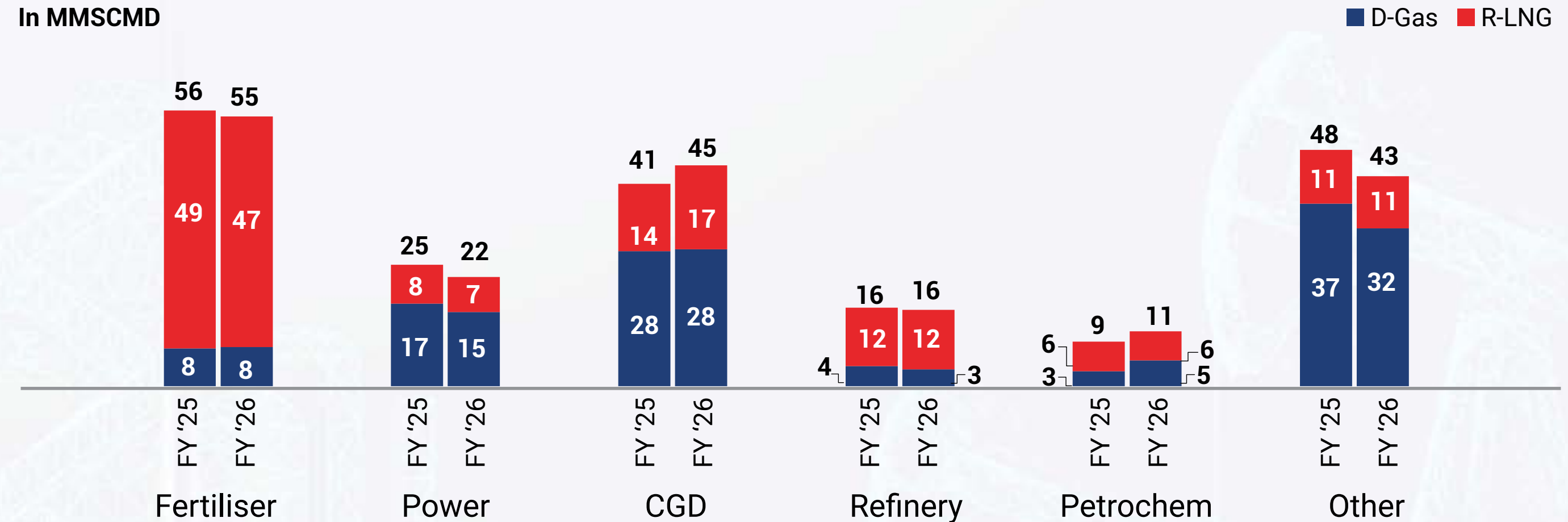
# NATIONAL NATURAL GAS CONSUMPTION TRENDS

APR–FEB (FY '25 vs FY '26) (IN MMSCMD)

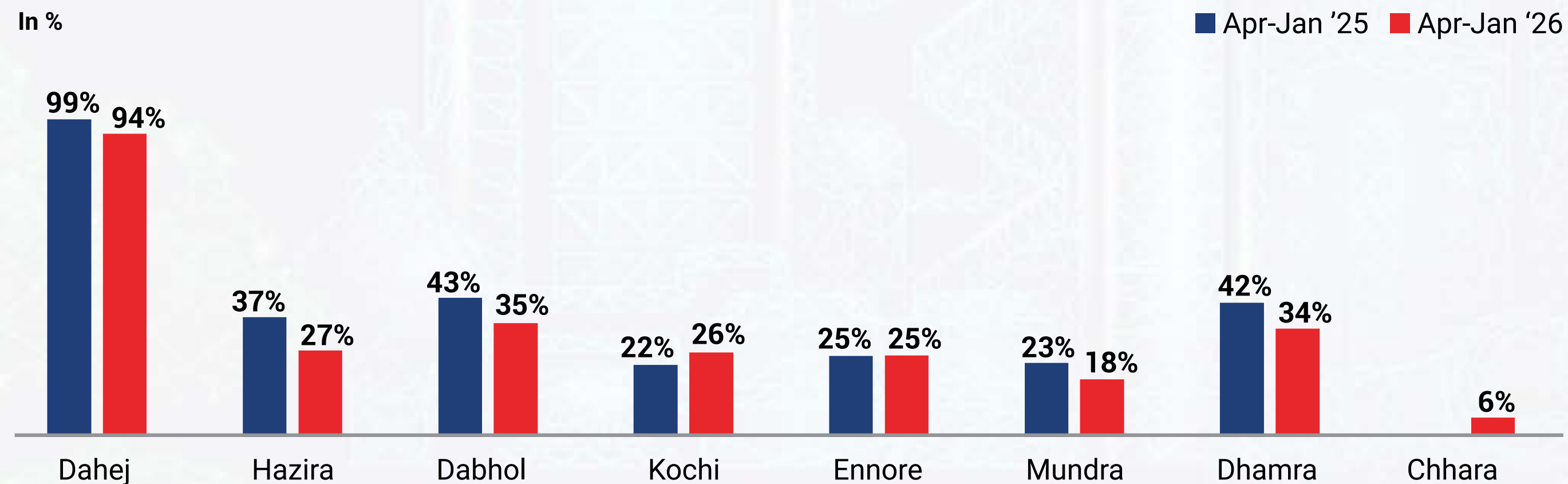
## NG Consumption



## Sector-wise Domestic & R-LNG Consumption



## LNG Terminals Capacity Utilisation



## YoY Comparison:

- Overall Gas Consumption down by 2% : 192 MMSCMD (Domestic dip by 5%)
- CGD Gas consumption up by 9% (1% up in Domestic & 25% in R-LNG)
- Fertiliser Sector Gas Consumption down by 2% (R-LNG down by 3% & Domestic Gas up by 3%)
- Power Sector Gas Consumption down by 10% (R-LNG down by 10% & Domestic Gas down by 10%)




Stay connected to India's gas market

**Home – India's Gas Market :** Track GIXI trends, daily trades, gas consumption trend, interactive data and key updates – all in one place.

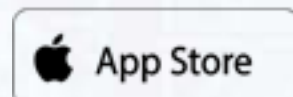
**Analytics – India's Gas Ecosystem:** Visualise the gas value chain - from production and imports to CGD, LNG, pipelines, CBG and gas-to-power.

**Market Data – Insights:** Explore analytics with price-volume trends, product-wise and delivery-point insights and daily trade patterns.

**Products & Participate:** Discover all IGX contracts - from Intraday to Monthly, Long Duration Contracts and ssLNG - and join instantly through the Participate section.

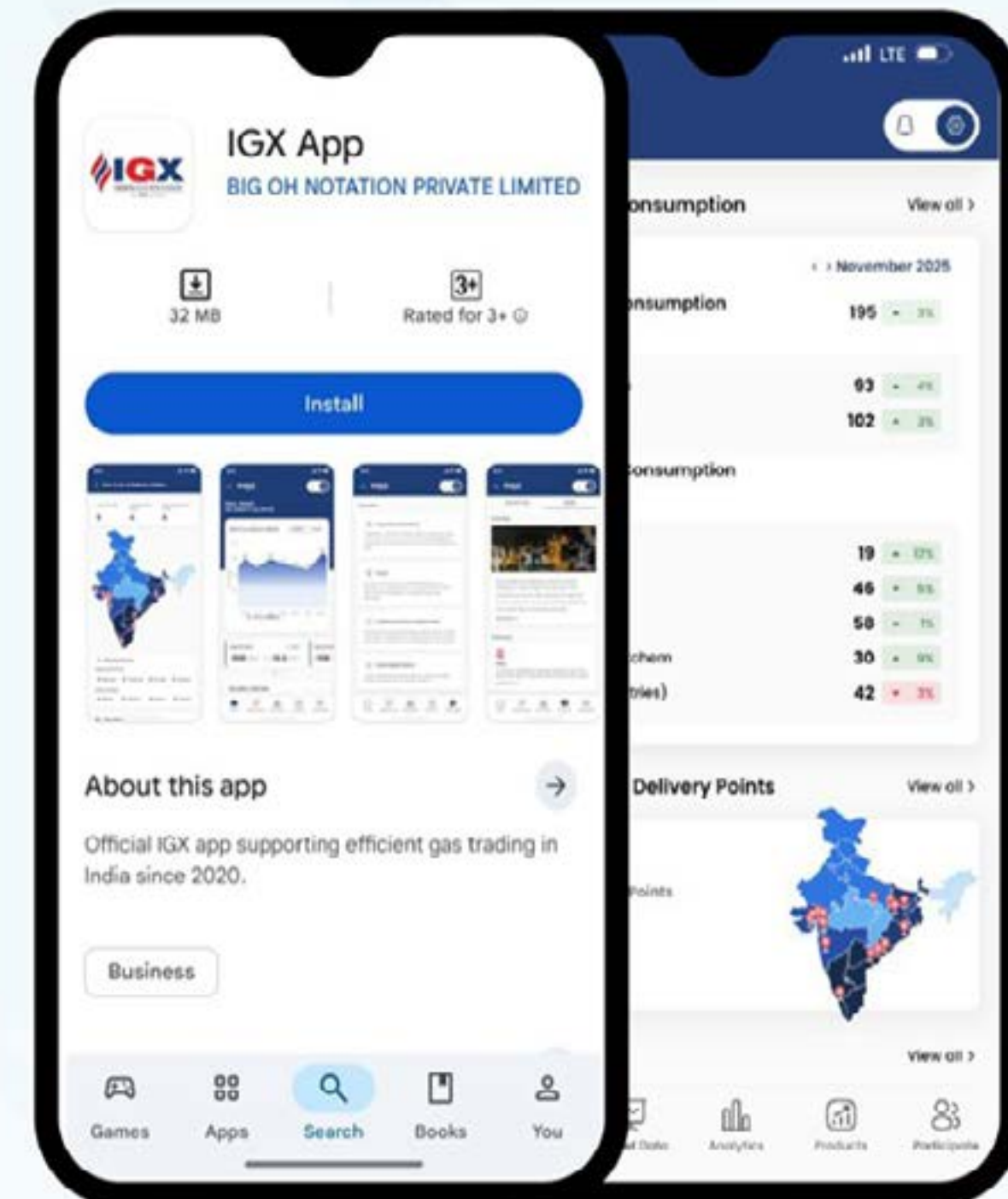


IGX App - Google Play Store



IGX App - Apple Store

ONE GAS MARKET,  
ONE APP.





## YOUR GATEWAY TO GAS MARKET EXPERTISE

- **One-stop destination for courses, training & certification.**
- **Registration for IGX Certification Course (ICC) focused on:**
  - ✓ Overview of Indian Gas Market
  - ✓ Gas Exchange Regulations
  - ✓ Market Structure and Product Overview
  - ✓ Trading, Clearing and Settlement Mechanism
  - ✓ Trader Workstation (TWS)

Register now at: <https://academy.igxindia.com/>

# Thank You

We look for your valuable feedback at  
[gasconnect@igxindia.com](mailto:gasconnect@igxindia.com)

Connect with us

 +91-120-4648100

 [info@igxindia.com](mailto:info@igxindia.com)

 [www.igxindia.com](http://www.igxindia.com)

Follow us on

    [/IndianGasExchange](#)

6<sup>th</sup> Floor, Max Towers, Sector 16B, Noida,  
Gautam Buddha Nagar, Uttar Pradesh-201301

